


# Banner Grip™ Jr for Building sides and Trucks



**Beautiful Banner Display, Wrinkle free, Drum Tight, Won't blow out in any winds, perfect for Semi Trailer use**


Only our frame offers perfect linear alignment with our included "Joiner Straps." Longer sections join easily and perfectly for the best results!



Joiner Strap

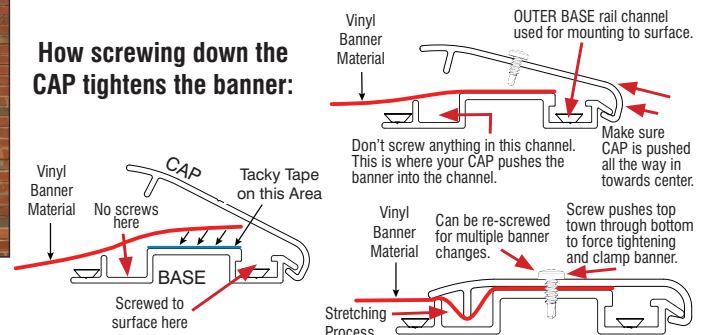


Joiner straps join long sides for a nice straight alignment.



Only our frame offers perfect and square corner alignment with enclosed corner hardware.

## How screwing down the CAP tightens the banner:



The tacky tape is used for positioning only. Once CAP is screwed down, the CAP and screw tightly compress down to hold vinyl banner in place within the frame.

## For Trucks, more attractive than wraps because rivets, gouges, dents are completely covered up for a smooth professional appearance.

### Features:

- Our frame stretches and tightly holds vinyl banner material.
- Much less expensive and easier to install than adhesive vinyl "wraps."
- Can change out your own ads, don't need to pay for expert sticky "wrap" installers.
- More attractive than wraps, because rivets, contours on truck body are completely covered up.
- Super secure and tight. • Any size. Made in Chicago.



### Beautiful Framed Ad on Your Truck



Step 1. Install BASE plate on side of truck or semi trailer



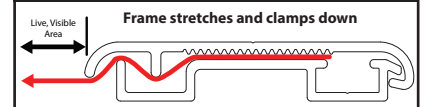
Step 2. Hang vinyl on frame



Step 3. Attach TOP frame CAP to tighten and secure banner



Billboard banner is super tight and secure in frame on the side of your truck!



Call or email us. Intelligent, informed staff will answer right away (no computers answering phones). We get you the answers and pricing fast.



### Alpina Manufacturing

Patents Pending • Copyright 2023 • All Rights Strictly Enforced.

6460 W. Cortland Street • Chicago, IL 60707

Tel: 1-800-915-2828 • Local Tel: 1-773-202-8887

sales@fastchangeframes.com • fastchangeframes.com • bannergrjp.com

American Owned



American Made